



SIGNS AND DECALS

FOR THE MANAGEMENT OF SITE CONTROL.



Lytle Creek - Rialto, CA

REV 01-26



2026




Order from: Carroll Printing & Promotions
713-228-9331 | CarrollPrinting.com | Ike@CarrollPrinting.com | Bryan@CarrollPrinting.com

FACILITY FRONT



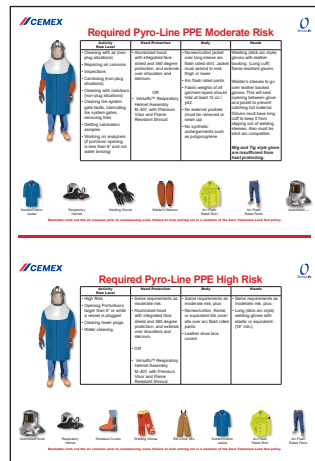
CS-001: Welcome To __ Plant
84"x60"
Includes 4 sets of magnetic numbers 0-9



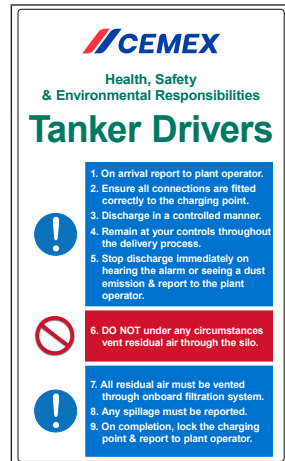
CS-124: Climbing Access Panel
96"x48"



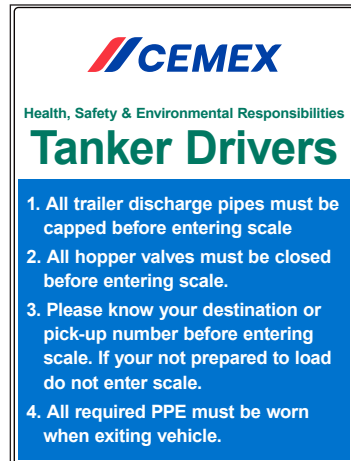
CS-152: Location Plant
96"x48"



CS-151: Pyro PPE
A: 24"x36" | 36" x 48"



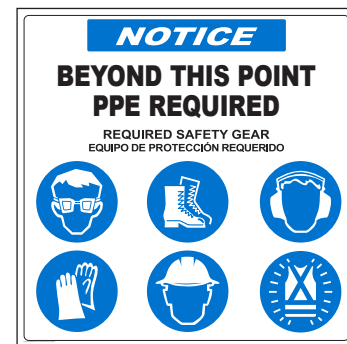
CS-007: Health Safety Tanker
36"x60"



CS-123: Tanker Drivers
36"x48"



CS-295: Welcome To Location
72"x48"



CS-002: Notice PPE Required
48"x48"



CS-004: Welcome To Facility ES
48"x36"



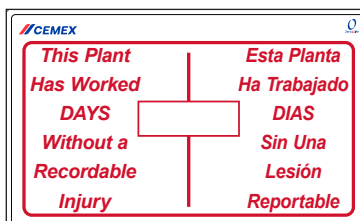
CS-207: In-Bound Truck Entrance
96"x48"



CS-080: Drive Safely
36"x24" | 60" x 36" | 96" x 48"



CS-005: Don't Forget To GOAL
60"x36"



CS-006: Days Without Injury
60"x36"
Includes 4 sets of magnetic numbers 0-9



CS-008: Site Safety Rules ES
60"x36"

TRAFFIC / PARKING



CS-014: All Visitor Back In
24"x36"



CS-149: Slow Safety Bumps
24"x36"



CS-191: First Motion Forward
18"x24"



CS-195: Stop Look Listen
18"x24"



CS-170: Stop Listen Railcars
18"x18"



CS-026: Speed Limit 5
18"x24"



CS-023: Visitor Parking
24" x 36"



CS-171: Employee Parking
24" x 36"



CS-024: Visitor Vendor Park
24" x 36"



CS-034: Enter Only
12"x18"



CS-035: Exit Only
12"x18"



CS-036: Exit Only
18"x12"



CS-196: Keep Right
18"x24"



CS-197: Keep Left
18"x24"



CS-234: Wrong Way ES
18"x24"



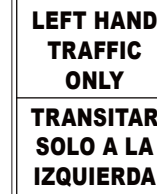
CS-022: Loader Has Right of Way
24"x18"



CS-025: One Way Arrow
18"x6"



CS-178: No Parking
24" x 36"



CS-229: Left Hand Traffic ES
18"x24"



CS-304: Left Hand Traffic arrows
24"x18"



CS-120: No Trespassing Camera
24"x36"



CS-324: Most Important Thing
72"x36"



CS-325: Loading Zone
48"x24"

PEDESTRIAN



CS-253: No Trespassing ATVs
18"x24"



CS-259: STOP Check Gangway
48"x48"



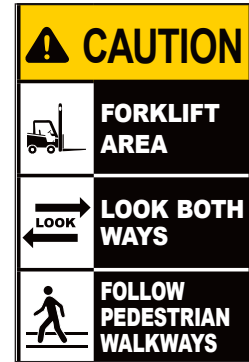
CS-260: STOP Secure Gangway
18"x24"



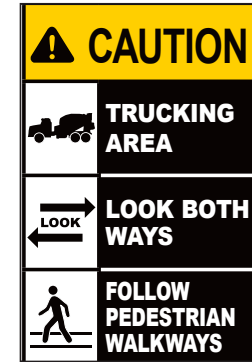
CS-168: Do Not Enter
18"x12"



CS-031: Caution Heavy Equipment
12"x18"



CS-032: Caution Fork Lift Area
12"x18"



CS-033: Caution Trucking Area
12"x18"



CS-158: Rail Road Crossing Circle
24" dia



CS-134: Pedestrian Crossing
18"x18"



CS-160: Speed Bumps Ahead
24"x24"



CS-179: Caution Right
18"x18"



CS-179: Caution Left
18" x 18"



CS-135: Pedestrian Traffic
18"x24"



CS-099: Wrong Way
18"x18"



CS-156: STOP
18"x18"



CS-181: Caution Bicyclists
24"x24"



CS-137: Caution Pedestrian Crossing
24"x18"



CS-138: Caution Slow Ped Traffic
24"x18"



CS-132: Stop Here Pedestrian
18"x18" *Please indicate 'Left of Right' when ordering



CS-157: Stop Watch For Pedestrian
18"x18"



CS-097: YIELD
18"x18"



CS-136: Warning Door Not Ped
24"x18"



CS-139: Slow Watch For Peds
18"x24"



CS-176: Caution Ped Xing
18"x24"

SITE MANAGEMENT



CS-140: Slow Proc Caution
18"x24"



CS-130: STOP Contact Oper
24"x36"



CS-144: Sweeper Right Way
24"x36"




CS-148: Slow High Traffic
24"x36"



CS-141: Slow Dang. Intersec
18"x24"



CS-143: Seat Belts Must Be
24"x36"



CS-145: Caution Speed Bumps
24"x36"



CS-147: Not A Thruway
36"x24"



CS-193: Caution No Berm
24"x24"



CS-142: Indicator Light
24"x36"



CS-146: Danger RR Crossing
24"x36"



CS-165: Chute Wash Area
24"x24"



CS-150: Shut Off Fuel Pump
18"x18"



CS-155: Stop Back Up Go
24"x24"



CS-216: Desig Smoke Extinguish
10"x14"



CS-220: Handicap Parking
10"x14"

SITE MANAGEMENT



CS-312: Stop Look For Trucks
36"x36"



CS-020: No Food Drink Smoke Phone
24"x18"



CS-217: Desig Smoking Area
10"x14"



CS-221: No Parking ES
24"x36"



CS-166: Noise Level In This Area dBA
18"x18"



CS-021: Tobacco Free Workplace
24"x18"



CS-243: No Smoking
14"x10"




CS-318: Tobacco Smoke Free
12"x12"

SITE MANAGEMENT



CS-009: Attention Tap Horn
36"x24"




CS-010: Mine Office Must Sign In
36"x24"



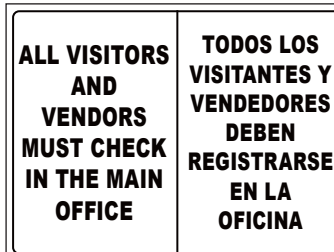
CS-011: Ready Mix Office Sign In
36"x24"



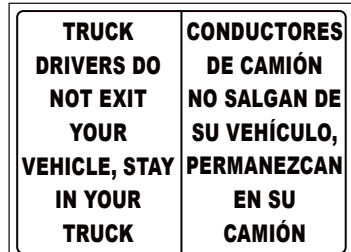
CS-018: Vendor Safety Parking
18"x18"



CS-219: First Motion Wheel Chock
14" x 12"



CS-227: All Visitor/Vendor Check In ES
24" x 18"



CS-228: Drivers Do Not Exit ES
24" x 18"



CS-231: No Truck Beyond ES
24" x 18"



CS-027: Silo Fly Ash C
12"x18"



CS-028: Cement 10lb Blue
12"x18"



CS-029: Silo Fly Ash F Red
12"x18"



CS-030: No Swimming
12"x18"



CS-187: Area Closed No Swimming
18"x12"




CS-324: No Swim Fish
10"x14"



CS-125: Em Life Buoy
24"x36"



CS-167: PFD Required
18"x24"



CS-012: One Truck Slump
24"x36"




CS-015: No Trespassing
24"x36"



CS-188: Fall Use Handrail
12"x18"



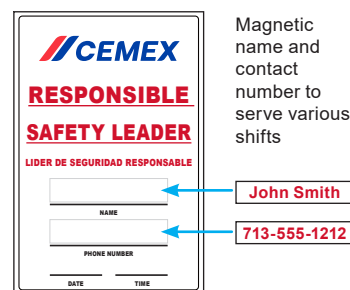
CS-309: Gun Law
24"x36"



CS-313: Admixtures Safety Data Board
48"x36"



CS-249: PPE Guy
48"x72"



CS-322: Responsibility Leader Board
18"x24"

Magnetic name and contact number to serve various shifts

John Smith
713-555-1212

SITE MANAGEMENT



CS-242: Entering OSHA Prop.
18" x 24"



CS-232: Do Not Litter ES
18" x 24"



CS-233: Restricted ES
18" x 24"



CS-277: RR Low Ground Clearance
18" x 18"



CS-019: AGG Trucks
24"x24"



CS-183: Evacuation Assembly Point
36"x24"



CS-323: Emergency Rally Point
30" x 30" | 36"x24"



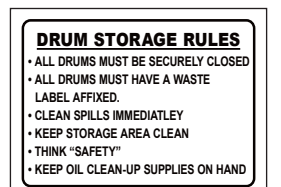
CS-038: Battery Charging
14"x10"



CS-039: Battery Storage
14"x10"



CS-048: Lock Out Red
14"x10"



CS-077: Drum Storage Rules
14"x10"



CS-073: Used Oil Storage
14"x10"



CS-153: Scrap Metal Only
14"x10"



CS-116: Antifreeze
14"x10"



CS-117: Hydraulic Oil
14"x10"



CS-121: Motor Oil Only
14"x10"



CS-122: PPE Free Zone
14"x10"



CS-106: Compressed Gas
14"x10"



CS-108: Valve Caps Must
14"x10"



CS-180: Rem. To Remove LOTOTO
36"x24"



CS-065: Emergency Eye Wash
10"x14"



CS-066: Em. Shower Eye Wash
10"x14"



CS-067: Em. Eye Wash
10"x14"



CS-129: Caution Loader Has Right ES
72"x36"

SITE MANAGEMENT



We Make Custom Signs To Fit Your Specific Needs!

ENVIRONMENTAL CENTER		
Leadership	Compliance Processes	ENV Excellence

CS-299: Environmental Center Board
45" x 38"

Environmental Management	Parts Washer
Environmental Policy	Job Site Wash Out
EMS Endorsement	Standard Practices
Pursue Excellence	Standard Practices
Lead With Excellence	EPA Used Oil Standard
	Oil Spill Response
	Oil Spill Reporting
News/Articles	Incident Reporting

Environmental Header Magnets
For holding pertinent documents on the Environmental Board

SITE MANAGEMENT



CS-109: Empty Cylinders
10"x14"



CS-110: Full Cylinders
10"x14"



CS-111: Main Entrance Arrow
18"x6"



CS-113: Main Office Arrow
18"x6"



CS-198: Get A Grip - Sign
10"x14"



CS-169: DEF
14"x10"



CS-303: Exit
18" x 12"



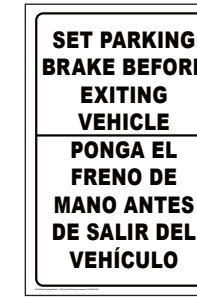
CS-225: Emergency Exit
14" x 10"



CS-251: Look Check Racks
18" x 24"



CS-255: People First Keep Safe
48" x 72"



CS-256: Set Parking Brake
12" x 18"



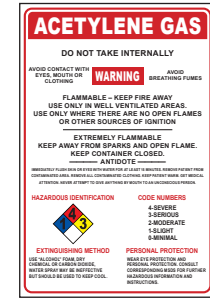
CS-257: Severe Weather Shelter
10" x 14"




CS-263: Emerg Equip Storage
10" x 14"



CS-013: Camera Surveillance
24" x 36"



CS-240: Acetylene
12" x 18"



CS-241: Oxygen
12" x 18"



CS-017: All Visitors Sign In
18" x 12"



CS-172: High Five Eric P
48" x 48"




CS-285: Evacuation Route
18" x 18"



CS-266: Restroom
6" x 10"



CS-261: Welcome Drivers PPE
24" x 36"



CS-271: Push Pole Close Lids
14" x 10"



CS-300: 5-S Learn Workplace
24" x 36"



CS-247: First Aid Kit
18" x 24"



CS-297: Trauma Kit Inside
10" x 14"



CS-298: Trauma Kit
10" x 14"



CS-290: Hazardous Waste Storage
24" x 36"



CS-313: Do Not Enter Welding
12" x 18"



CS-314: Emer. Fuel Shutoff
24" x 18"



CS-315: Hazard Falling Rock
18" x 12"

SITE MANAGEMENT

OPERATING INSTRUCTIONS:

TO LOWER
STEP ON AND HOLD
ORANGE PEDAL DOWN
TO RAISE
PULL ROPE ON LEFT
UNTIL RAMP LATCHES

INSTRUCCIONES DE OPERACIÓN:

PARA BAJAR
PISE Y MANTENGA
PRESIONADO EL PEDAL NARANJA
PARA LEVANTAR
TIRE LA CUERDA A LA IZQUIERDA
HASTA QUE LA RAMPA QUEDE
ENCAJADA

CS-223: Pneumatic Rack Safe Instruction ES
36" x 30"

Climbing On Trucks Without Using The Access Platforms IS STRICTLY PROHIBITED

Trucks must be staged under the access platform so that the access gangway fits directly over the hatch opening

TO USE THE ACCESS GANGWAY

1. Release the gangway securing pin
2. Push the gangway down so that it rests on top of or parallel to the truck top
3. Open or close hatch while remaining inside the safety rails
4. DO NOT step outside of the safety rail system while on the top of the truck
5. Pull the gangway up after exiting top of truck
6. Reattach the gangway securing pin

Reposition Truck If Improperly Staged Or If More Than One Hatch Must Be Accessed
This is a tobacco-free site

Subirse a camiones sin usar las plataformas de acceso ESTÁ ESTRUCTIVAMENTE PROHIBIDO

Los camiones deben colocarse debajo de la plataforma de acceso de modo que la pasarela de acceso encaje directamente sobre la abertura de la escotilla

PARA USO DE LA PASARELA

1. Suelte el pasador de seguridad de la pasarela
2. Empuje la pasarela hacia abajo para que descansa encima o en paralelo a la parte superior del camión
3. Abra o cierre la escotilla mientras permanece dentro de los rieles de seguridad
4. NO salga del sistema de rieles de seguridad mientras esté en la parte superior del camión
5. Tire de la pasarela hacia arriba después de salir de la parte superior del camión
6. Reposicione el camión si está incorrectamente alineado con la rampa o si va a acceder a más de una escotilla

Vuelva a colocar el camión si se colocó incorrectamente o si se debe acceder a más de una escotilla
Este es un sitio libre de tabaco

CS-224: Pneumatic Rack Safe Rules ES
60" x 36"

MIRROR CHECK STATION

Target Sign Driver's Side = 13"
Passenger Side = 41"

Mirror Line at 32"

Target Visible in Passenger's Side Hood Mirror

Target Visible in Driver Side Hood Mirror

Align Driver-Side Mirror Bracket with Mirror Line

CS-112: Mirror Check Station
36" x 36"

BOTTOM OF SIDE MIRROR

TOP OF CONVEX MIRROR

CS-161: Mirror Sign
18" x 24"

DO'S & DON'TS FEED HOPPER AND DISCHARGE CHUTE

COMMON INJURIES AND POTENTIAL HAZARDS

COMMON INJURIES

- LACERATIONS
- CONTUSIONS
- ABRASIONS
- CRUSHING INJURIES
- AMPUTATIONS

POTENTIAL HAZARDS

- UNBALANCED OR ANKWARD BODY POSITIONING
- TOOLS BEING USED IN THE NO ZONE DRAGGING THE HANDS INTO THE ROTATING DRUM
- HANDS BEING CAUGHT BETWEEN A ROTATING DRUM AND THE DE BOUNCE

WHEN CLEANING AROUND THE NO ZONE

DO

- STOP THE DRUM AND TURN OFF THE TRUCK IF CLEANING/MAINTENANCE IS REQUIRED IN THE NO ZONE
- KEEP BOTH FEET ON THE FLOOR OF THE UPPER PLATFORM AT ALL TIMES
- MAINTAIN 3-POINTS OF CONTACT WHILE PERFORMING ANY TASK ON THE UPPER PLATFORM
- FACE THE TRUCK WHILE ON PLATFORM TO MAINTAIN A SECURE STANCE
- REPORT ANY DEFECTS WITH THE FINS IF THEY PROTRUDE BEYOND THE OPENING OF THE DRUM

DON'T

- PLACE HANDS IN THE NO ZONE WHEN THE DRUM IS ROTATING
- PLACE YOUR HANDS OR BODY ON A ROTATING DRUM
- USE ANY TOOL IN THE NO ZONE WHILE THE DRUM IS ROTATING
- ATTEMPT CLEANING/MAINTENANCE TASKS FROM THE PLATFORM OR DO BUMPERS THAT COULD OTHERWISE BE PERFORMED FROM THE GROUND OR OTHER SAFER MEANS
- OVERREACH OR OVERLEAN WHILE ON THE UPPER PLATFORM

CS-286: No Zone
30" x 30"

NO ZONE FAQ

HOW CAN I ADD FIBER, COLOR, OR OTHER ADDITIONAL PRODUCTS INTO THE TRUCK? YOU CAN DROP THE BAGS INTO THE LOADING HOPPER VERTICALLY, NEVER BREAKING THE PLANE OF THE LOADING HOPPER. YOU CAN ALSO ADD ADDITIONAL PRODUCTS BY USING A PORTABLE CONVEYER.

HOW CAN I RINSE OFF THE BACK OF THE FINS? ONLY WITH PRESSURIZED WATER FROM YOUR HOSE BUT REMEMBER TO KEEP THE HOSE NOZZLE AND YOUR HANDS OUT OF THE NO-ZONE. JOBSITE MIXER CLEANING IS ONLY TO MAKE THE TRUCK SAFE TO TRAVEL BACK TO THE PLANT WITHOUT DROPPING MATERIALS IN TRAFFIC. THE MAIN CLEANING SHOULD ALWAYS BE DONE AT THE PLANT LOCATION.

HOW DO I CLEAN OUT A CLOGGED HOPPER AFTER BEING LOADED? TO DO THIS YOU MUST STOP THE DRUM, SHUT OFF THE TRUCK AND PLACE THE KEY IN YOUR POCKET. THEN YOU CAN SAFELY USE A PUSH POLE OR SHOVEL TO CLEAR THE CLOG.

HOW DO I KEEP THE LOADING HOPPER AREA CLEAN? LIGHT CLEANING CAN BE DONE WITH YOUR WATER HOSE FROM OUTSIDE OF THE NO-ZONE. IF A BRUSH MUST BE USED, THEN STOP THE DRUM, SHUT OFF THE TRUCK AND PLACE THE KEY IN YOUR POCKET.

WHAT DO WE DO WHEN THE LOAD GETS HOT AND CLOGS UP THE DISCHARGE HOPPER ON A CURB MACHINE, BARRIER WALL OR PUMP JOB? RESPECTFULLY INFORM THE CUSTOMER THAT YOU WILL NEED TO STOP THE DRUM AND SHUT OFF THE TRUCK IN ORDER TO CLEAR OUT THE CLOGGED CONCRETE.

CS-287: No Zone FAQ
30" x 30"

SAFE PRACTICES WHEN CLEANING AROUND THE NO ZONE

- USE YOUR WATER HOSE FROM A SAFE DISTANCE OUTSIDE OF THE NO ZONE.
- IF YOU NEED TO CLEAR A CLOGGED HOPPER STOP THE DRUM, SHUT OFF THE TRUCK AND PLACE THE KEYS IN YOUR POCKET
- KEEP THE PLATFORM CLEAN AND IN GOOD REPAIR
- TAKE YOUR TIME

DO NOT CROSS THE NO ZONE WITH THE DRUM IN MOTION

CS-288: No Zone Safe Practice
30" x 30"

ZERO TOLERANCE RULES

REGLAS DE CERO TOLERANCIA

Critical Safety Rules

Reglas Críticas de Seguridad

CS-200: Zero Tolerance Sign ES
72" x 48" | 48" x 36" | 36" x 24"

ALL TANKER DRIVERS WHEN TANKER IS EMPTY RELEASE REMAINING PRESSURE ON THE GROUND DO NOT RELEASE YOUR REMAINING PRESSURE INTO THE SILO

CS-244: Tanker Pressure Release
36" x 24"

ALL DRIVERS STOP

ONLY PROCEED WHEN LOADER BUCKET IS ON GROUND AND OPERATOR HAS GIVEN THUMBS UP!

CS-245: All Drivers Stop
36" x 24"

OUR COMMITMENT TO EACH OTHER

- Safety by Choice
- Becoming an Expert
- Making Right Decisions Every Decision Matters
- Doing the Right Thing Even When No One is Watching

CS-235: Our Commitment To
72" x 48"

SAFETY ESSENTIALS

STOP, THINK, THEN... ACT SAFELY.

- Look After Yourself and Each Other
- Get a Grip
- Manual Handling
- Driving Safety
- Energy Isolation Procedures
- Confined Spaces
- Incident Reporting/ Hazard Alerts
- Housekeeping
- Personal Protective Equipment
- Tools and Equipment
- Safe Systems
- Working at Height

CS-222: Z4L Safety Essentials
48" x 72"

FIRE EXTINGUISHER

CS-175: Fire Extinguisher
6" x 18"

WORKING AT HEIGHTS

DO NOT STAND SLUMP

STAIRWAY

PLATFORM SUSPENSE

TOP RAILING

MID RAILING

TOE BOARD

CS-276: Do Not Stand Slump
36" x 24"

DO NOT STAND AGG

CS-279: Do Not Stand Agg
36" x 24"

DO NOT STAND LOADER

CS-280: Do Not Stand Loader
36" x 24"

AT CEMEX, IT IS NOT JUST WHAT WE DO, BUT HOW WE DO IT.

OUR VISION

THESE ARE THE VALUES THAT GUIDE US

- Ensure Safety
- Focus on Customers
- Pursue Excellence
- Work as One CEMEX
- Act with Integrity

CS-289: Our Vision Values
96" x 48"

DO NOT STAND MIXER

CS-281: Do Not Stand Mixer
36" x 24"

DO NOT STAND TANKER

CS-282: Do Not Stand Tanker
36" x 24"

SLUMP RACK RULES

NO STANDING ON TOE-BOARDS / RAILINGS	NO PARARSE EN RODAPIÉS / BARANDILLAS
HANG UP / REEL IN HOSES	COLGAR / ENROLLAR LAS MANGUERAS
DO NOT LOWER CATWALK FOR OTHER DRIVERS	NO BAJE LA PASARELA PARA OTROS CONDUCTORES
HOLD HANDRAILS WHEN USING STAIRS	SOSTENGA LOS PASAMANOS AL USAR LAS ESCALERAS
USE ONLY APPROVED NON-DAMAGED TOOLS	DEFECTOSE ÚSO SÓLO HERRAMIENTAS APROBADAS QUE NO ESTÉN DANADOS
REPORT ANY SLUMP RACK DEFECTS	REPORTE CUALQUIER DEFECTO DE LAS PLATAFORMAS DE CHEQUEO DE MEZCLA

CS-273: Slump Rack Rules
36" x 24"

We Make Custom Signs To Fit Your Specific Needs!



SITE MANAGEMENT



CS-274: Power Lines
48" x 48"



CS-293-1: Why We're Safe
48" x 48"



CS-293-2: Why We're Safe
48" x 48"



CS-293-3: Why We're Safe
48" x 48"

1

- RINSE DRUM OUT IF NEEDED
- CHECK FUEL
- MOVE TO NEXT OPEN POSITION

CS-294-1: Instructional Pink
48" x 48"

2

- HYDRATE / SNACK IF NEEDED
- VISUAL TRUCK INSPECTION
- USE RESTROOM

CS-294-2: Instructional Pink
48" x 48"

3

- REMAIN IN CAB
- BE READY TO BACK UNDER PLANT

CS-294-3: Instructional Pink
48" x 48"

4


- RETRIEVE TICKET AND FIBER
- FILL WATER TANK
- VERIFY ALL INFORMATION
- WAIT FOR HORN

CS-294-4: Instructional Pink
48" x 48"

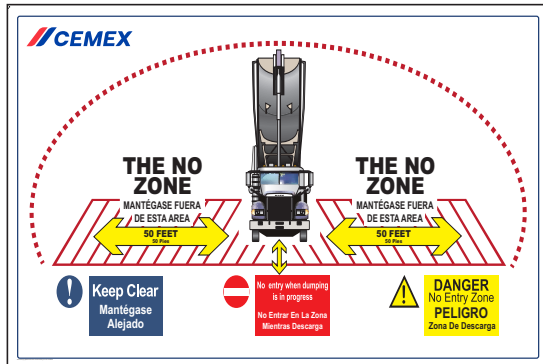
5

- RESET REVOLUTION COUNTER
- ADD ANY EXTRA PRODUCTS
- WASH TOP & BOTTOM DRIVE SAFELY!


CS-294-5: Instructional Pink
48" x 48"



CS-192: Safe Tipping Main E/S
48" x 48" | 72" x 48"



CS-192: Safe Tipping Main E/S
48" x 48" | 72" x 48"



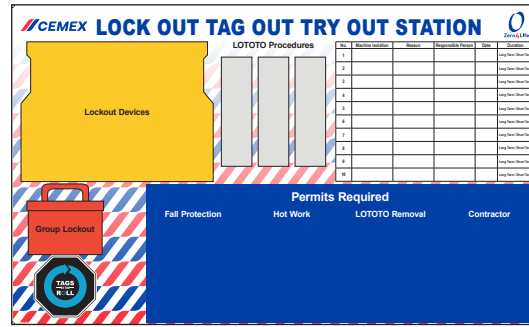
CS-320: Housekeeping Shadow Board
48" x 72"



CS-258: Standing On Loads Raised Beds Prohibited ES
36" x 36" | 96" x 48"



CS-258: Standing On Loads Raised Beds Prohibited ES
36" x 36" | 96" x 48"

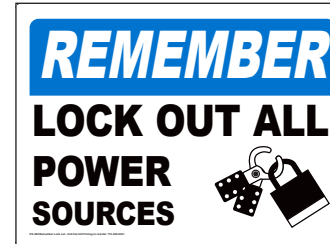


CS-321: LOTOTO Shadow Board
60" x 36"

NOTICE



CS-046: Notice Use Handrails
14" x 10"



CS-050: Remember Lock Out
14" x 10"



CS-052: Notice Use Lock Out
14" x 10"



CS-057: Notice Respirators Must
14" x 10"



CS-071: Notice Must Wear Ear
14" x 10"



CS-076: Notice Drums
14" x 10"



CS-199: Notice Turn Off Engine
14" x 10"



CS-246: PPE Required ES
72" x 48"



CS-250: Notice Authorized Only
14" x 10"



CS-173: Notice Drivers Stay In Cab
18" x 12"



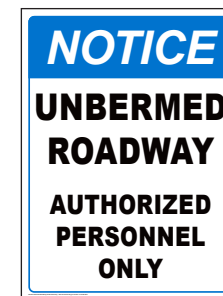
CS-063: Notice Respirators English
10" x 14"



CS-209: Notice PPE Required
10" x 14"



CS-230: Notice Drivers Stay In Cab ES
18" x 24"



CS-272: Notice Unbermed Roadway
18" x 12"



CS-252: Notice Camera Check Clearance
12" x 18"



CS-118: Attention Stay In Truck
36" x 36"



CS-037: Attention For Your Safety Brake
36" x 36"

CAUTION



CS-126: Caution Industrial
18" x 12"



CS-127: Caution Mining Dump Truck
18" x 12"



CS-128: Caution Mining Backhoe
18" x 12"



CS-043: Caution Corrosive
14" x 10"



CS-044: Caution When Servicing
14" x 10"



CS-045: Caution Use Handrails
14" x 10"



CS-056: Caution Respirators Required
14" x 10"



CS-060: Caution Eye Hazard Risk
14" x 10"



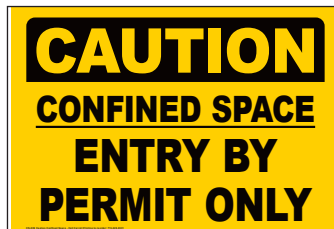
CS-062: Caution Dust Hazard
14" x 10"



CS-070: Caution Hearing Protection
14" x 10"



CS-074: Caution Hazardous Waste
14" x 10"



CS-089: Caution Confined Space
14" x 10"



CS-092: Caution N-P Conf. Space
14" x 10"



CS-177: Caution High Dust
14" x 10"



CS-184: Caution Fall Hazard
18" x 12"



CS-201: Caution Cardox In Use
14" x 10"



CS-264: Caution Public Highway B/Y
48" x 48"



CS-003: Do Not Operate W/O Guard
10" x 7"



CS-133: Do Not Operate W/O Guard ES
7" x 10"



CS-311: Caution Goggles Required
14" x 10"

CAUTION



CS-186: Caution Fall Hazard
18" x 12"



CS-103: Caution Conveyors Start
14" x 10"



CS-104: Caution Do Not Walk Under
14" x 10"



CS-211: Caution Tripping Hazard
14" x 10"



CS-202: Caution Mask Required E/S
11" x 17"




CS-203: Caution Foul Point Cars
10" x 14"



CS-226: Caution Ped Crossing ES
10" x 14"



CS-182: Slow Down Ped Traffic
12" x 18"



CS-119: Caution Icy Stairs Rails
10" x 14"



CS-213: Caution Enter Scale Slowly
14" x 10"



CS-218: Caution Watch Your Step
14" x 10"



CS-218: Caution Watch Your Step
14" x 10"



CS-248: Slippery When Wet
18" x 12"



CS-308: Caution Floor Slippery
14" x 10"



CS-131: Caution PPE Required
36" x 24"



CS-208: Loader Has Right Of Way
48" x 36"



CS-265: Pedestrian Stockpile Aware
36" x 24"



CS-267: Spill Kit
14" x 10"



CS-284: Double Hearing
12" x 12"



CS-301: 3 Points Contact
24" x 36"



CS-302: Caution Gloves Required
14" x 10"

WARNING



CS-061: Warning Dust Hazard
14" x 10"



CS-068: Warning Loud Noises
14" x 10"



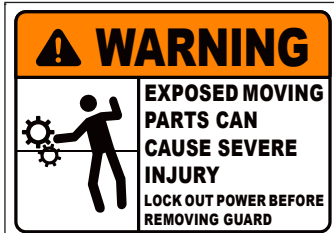
CS-069: Warning High Noises
14" x 10"



CS-095: Warning High Voltage
14" x 10"



CS-096: Warning Haz Voltage
14" x 10"



CS-101: Warning Exposed Parts
14" x 10"



CS-100: Warning Moving
14" x 10"



CS-115: Warning Loud Noise
12" x 18"



CS-189: Warning Fall Hazard
14" x 10"



CS-051: Warning Lock Out Tag Out
14" x 10"



CS-059: Warning Eye Hazard Risk
14" x 10"



CS-210: Warning Entanglement
12" x 18"



CS-275: Warning Hazard Assessment
16" x 16"



CS-047: Authorized Personnel Only
14" x 10"

HAZARD LOADING/ UNLOADING ZONE
DRIVERS ARE NOT ALLOWED WITHIN HAZARD ZONE WHILE LOADING/UNLOADING

15' Minimum around perimeter of truck

HAZARD ZONE

ALL DRIVERS TO STAY IN WAITING AREA WHILE TRUCK IS BEING LOADED/UNLOADED

Safety Checklist Before Commencing to Load or Unload Truck

- Is the truck parked in designated area?
- Are the truck's parking brakes on?
- Is the truck's engine off?
- Is the driver out of the cab?

All required PPE needs to be worn while out of the truck cab.

Is loading area clear of pedestrians (Driver)?

DANGER WATCH OUT FOR FORKLIFTS	PELIGRO CUIDADO CON LOS MONTACARGAS
DANGER HARD HAT AREA	PELIGRO CASCO REQUERIDO EN ESTA AREA
DANGER STEEL-TOED BOOTS REQUIRED	PELIGRO SE REQUIERE USAR BOTAS CON PUNTA DE ACERO
DANGER EYE PROTECTION REQUIRED IN THIS AREA	PELIGRO PROTECCION DE LOS OJOS REQUERIDA EN ESTA AREA
DANGER GLOVES REQUIRED AT ALL TIMES	PELIGRO GUANTES OBLIGATORIOS A TODO MOMENTO
DANGER NO STRAPPING	PELIGRO NO FLEJES

CS-306: Hazard Loading Unloading
36" x 72"

CEMEX

BLASTING PROTOCOL

BLAST SIGNAL	SIREN WILL SOUND 3 TIMES 1 MINUTE PRIOR TO THE BLAST
ALL CLEAR SIGNAL	SIREN WILL SOUND 1 TIME AFTER THE BLAST

CS-114: Blasting Protocol
96" x 48"

DANGER



CS-040: Danger Corrosive Liquids
14" x 10"



CS-041: Danger Explosive Hazard
14" x 10"



CS-058: Danger Eye Hazard
14" x 10"



CS-072: Danger Haz Waste Storage
14" x 10"



CS-075: Danger Hazardous Waste
14" x 10"



CS-078: Danger Gasoline
14" x 10"




CS-079: Danger Flammable
14" x 10"



CS-042: Danger Battery Charging E/S
14" x 10"



CS-049: Danger Risk Serious Injury
14" x 10"



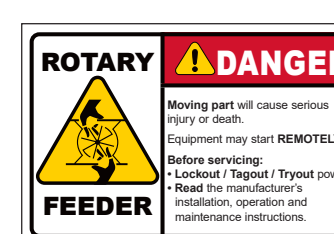
CS-055: Danger Hazardous Vapor
14" x 10"



CS-215: Danger High Voltage 4160
18" x 12"



CS-053: Danger Lock Out tag Out
14" x 10"



CS-269: Danger Risk Serious Injury
11" x 7"



CS-254: Danger Authorized Service
10" x 7"



CS-268: Danger Mining Blasting
14" x 10"



CS-270: Flammable 1993-3
12" x 12"



CS-316: Danger Material Fall Zone
14" x 10"



CS-317: Danger 4160 Volts
14" x 10"

We Make Custom Signs To Fit Your Specific Needs!



DANGER



CS-016: Danger Deep Water
36" x 24"



CS-205: Danger Tower Plug
24" x 14"



CS-206: Danger Air Compressor
14" x 10"



CS-081: Danger Diesel Fuel
14" x 10"



CS-088: Danger Confined Space
14" x 10"



CS-090: Danger Confined Space
14" x 10"



CS-091: Danger Confined Space
14" x 10"



CS-239: Danger 480 Volts
14" x 10"



CS-093: Danger Elec Haz E/S
14" x 10"



CS-082: Danger Propane
14" x 10"



CS-105: Danger/Smoking/Flames
10" x 14"



CS-087: Danger Permit Required
14" x 10"



CS-204: Danger Do Not Enter E/S
14" x 10"



CS-094: Danger Elec Haz
14" x 10"



CS-098: Dan High Voltage
14" x 10"



CS-102: Danger Keep Off
10" x 14"



CS-185: Danger Fall Hazard
14" x 10"



CS-190: Danger Fall Hazard
14" x 10"



CS-084: NFPA Danger Diesel Fuel
10" x 14"



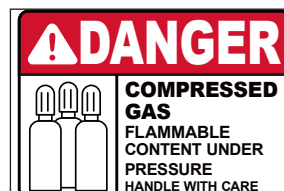
CS-085: NFPA Danger Propane
10" x 14"



CS-086: NFPA Danger Gasoline
10" x 14"



CS-159: NFPA Danger Ammonia
10" x 14"



CS-107: Danger Comp Gas
14" x 10"



CS-054: Danger LOTOTO E/S
14" x 20"



CS-083: Dan Diesel Fuel ES
14" x 20"



CS-154: Danger Keep Out
24" x 36"



CS-163: Danger Radiation
24" x 36"



CS-174: NFPA Danger Hydraulic Oil
10" x 14"



CS-194: NFPA PPE Required Am.
10" x 14"



CS-296: Danger Seven ES
24" x 48"



CS-326: Danger Lototo Required Beyond
14" x 10"



CS-326: Danger Confined Space
14" x 10"



CS-162: Dang Overhead Lines
48" x 48"



CS-164: Danger Open Pit
36" x 24"



CS-237: Pinch Point ES
10" x 14"



CS-238: Keep Hands Clear ES
10" x 14"



CS-278: Danger Automated
24" x 36"



CS-305: NFPA Explanation
14" x 10"



CM-003: LOTOTO Magnet
12" x 12"



CS-091: Danger Confined Space
14" x 10"



CS-239: Danger 480 Volts
14" x 10"



CS-093: Danger Elec Haz E/S
14" x 10"



CS-082: Danger Propane
14" x 10"



CS-105: Danger/Smoking/Flames
10" x 14"



CS-087: Danger Permit Required
14" x 10"



CS-204: Danger Do Not Enter E/S
14" x 10"



CS-094: Danger Elec Haz
14" x 10"



CS-098: Dan High Voltage
14" x 10"



CS-102: Danger Keep Off
10" x 14"



CS-185: Danger Fall Hazard
14" x 10"



CS-190: Danger Fall Hazard
14" x 10"



CS-084: NFPA Danger Diesel Fuel
10" x 14"



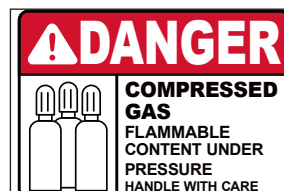
CS-085: NFPA Danger Propane
10" x 14"



CS-086: NFPA Danger Gasoline
10" x 14"



CS-159: NFPA Danger Ammonia
10" x 14"



CS-107: Danger Comp Gas
14" x 10"



CS-054: Danger LOTOTO E/S
14" x 20"



CS-083: Dan Diesel Fuel ES
14" x 20"



CS-154: Danger Keep Out
24" x 36"



CS-163: Danger Radiation
24" x 36"



CS-174: NFPA Danger Hydraulic Oil
10" x 14"



CS-194: NFPA PPE Required Am.
10" x 14"



CS-296: Danger Seven ES
24" x 48"



CS-326: Danger Lototo Required Beyond
14" x 10"



CS-326: Danger Confined Space
14" x 10"



CS-162: Dang Overhead Lines
48" x 48"



CS-164: Danger Open Pit
36" x 24"



CS-237: Pinch Point ES
10" x 14"



CS-238: Keep Hands Clear ES
10" x 14"



CS-278: Danger Automated
24" x 36"



CS-305: NFPA Explanation
14" x 10"




CM-003: LOTOTO Magnet
12" x 12"

DECALS



CD-001: No Food, Drink...
Window Decal
3" x 2"



CD-003: General Hazard
Statement (GHS)
7" x 5"



CD-002: Fire Extinguisher
4" x 4"



CD-013: Caution Heavy
3.5" x 2"



CD-010: Truck Height
2.5" x 3"



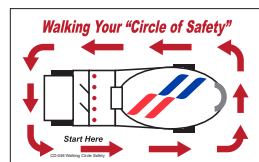
CD-011: Warning Danger Zone
10" x 6"



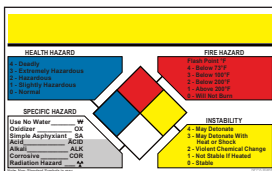
CD-012: Warning Danger Zone
8" x 11"



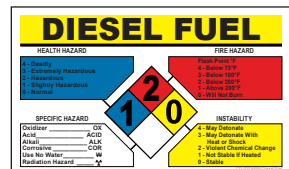
CD-045: Danger Pinch Point
6" x 4"




CD-046: Walking Circle Safety
4" x 2.5"



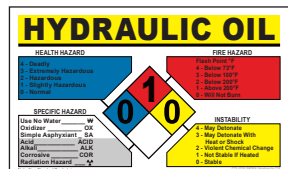
CD-006: NFPA Blank
5" x 3"




CD-020: NFPA Diesel Fuel
5" x 3"



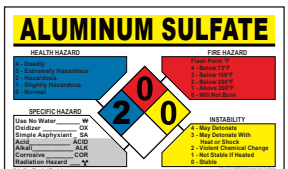
CD-021: NFPA Gasoline Rating
5" x 3"



CD-025: NFPA Hydraulic Fluid
5" x 3"



CD-030: NFPA Caustic Soda
5" x 3"




CD-031: NFPA Aluminum Sulfate
5" x 3"

HARD HAT ESSENTIALS



CD-SSD: Safety Trained
Decal
2"




CD-008: Tying-Off Height
2.5"



CD-009: New Bee
2.5"



CD-024: Mind Hands
2.5"



CD-007: Mixer
2.5" x 1.75"



CD-032: New Line
2" x 1"

HARD HAT DECAL KIT CD-KT: Hard Hat Decal Kit

Front

3" x 2.5"

Left

2.25" x 2"

Right

5.25" x 1"

Back

2.5" x 1.75"

White poly vinyl, die-cut for clean, printed-on look Each set contains one of each decal shown above.

CD-035: Admixtures
2.75" x 1"

CD-047: Driver Trainer
2.5"

CD-005: ABS
2.25" x 2"

DECALS



CD-014: AIR
6" x 2"



CD-015: Water
6" x 2"



CD-022: Potable Water
5" x 3"



CD-023-6: Mind Before Hands
6" x 6"



CD-019: Danger Flamm Liquid
5" x 3"



CD-028: Danger 480 High Voltage
5" x 3"



CD-029: High Voltage
5" x 3"



CD-036: Danger 480 Volts LOTOTO
4" x 2"



CD-004: Danger 4160 High Voltage
5" x 3"



CD-037: Danger Hot Pipes
7" x 5"



CD-018: Danger Diesel Fuel
14" x 10"



CD-215: Danger High Voltage 4160
18" x 12"



CD-175: Fire Extinguisher
6" x 18"



CD-114: Get A Grip - Reflective
24" x 4"



CD-034: Get A Grip - Triangle
6" x 5"



CD-042: Window Parking
3" x 3"



CD-043: Trauma Kit
10" x 5"



CD-044: Pinch Point
7" x 3" | 3.5" x 1"

DECALS



CD-038: LOTOTO Lock Label
4.5" x 1.5"

Fits Master Lock 410BLU Zenex Thermoplastic Safety Padlock.

*An Excel spread sheet with employee name, phone number, and employee photos will need to be provided.

1 Set = 4 decals per name.
6 Set minimum order.



CD: Silo Decal
Made to your specifications

FLOOR DECALS



CD-023-12: Mind Before Hands
12" x 12"



CD-027: Forklift Traffic
24" x 24"



CD-040: Glasses Required
12" x 12"



CD-026: Watch Your Step
11.5" x 3"



CD-039: Glasses Boots Required
18" x 6"



CD-041: Back In Parking Stop
36" x 3"

BANNERS



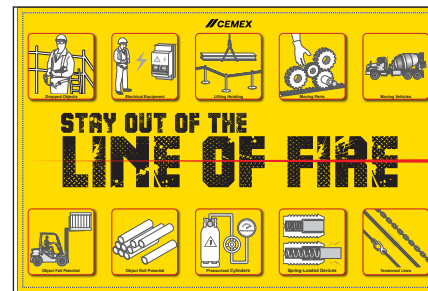
CB-002: Slip Trip Fall
72" x 48"



CB-003: Raise Platform Banner
72" x 48"



CB-004: Safety Is Everyone's Responsibility
72" x 36"



CB-005: Line Of Fire
72" x 48"



CB-006: Organizational Integrity
36" x 24"



CB-007: LOTOTO
60" x 36"



CB-010: Cemex Site Flag
72" x 48"



POSTERS




CP-001: Essentials All
24" x 36"



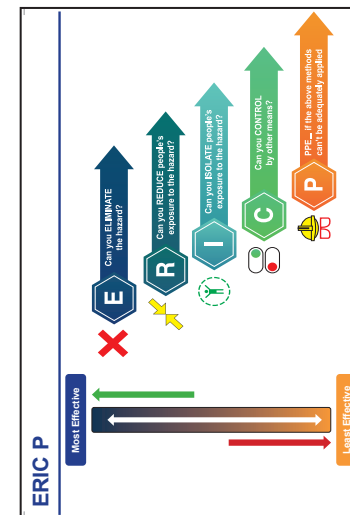
CP-002: Essentials Safety
24" x 36"



CP-003: Essentials Driving
24" x 36"



CP-009: 15 Elements
36" x 48"



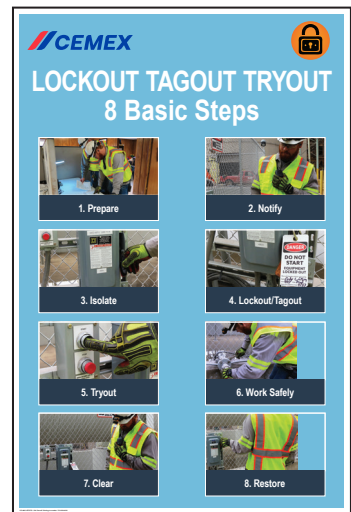
CP-012: Eric-P Least-Most
24" x 36"

IDENTIFY A HAZARD IN OUR OPERATIONS	How?				
	Can we eliminate the hazard?	Can we reduce the hazard?	Can we isolate the hazard?	Can we control the hazard?	Can PPE protect from the hazard?
E Eliminate	R Reduce	I Isolate	C Control	P Protect	

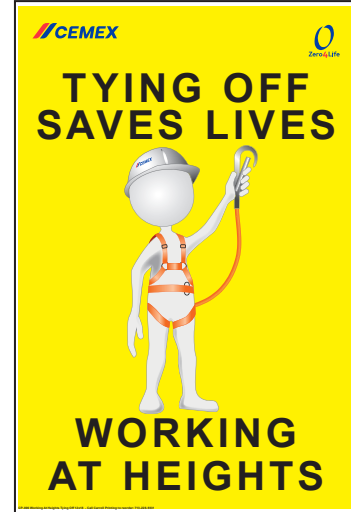
CP-013: Eric-P Identify
36" x 24"




CP-004: Essentials Health
24" x 36"




CP-005: Lock Out Tag Out
24" x 36"



CP-006: Working At Heights
24" x 36"



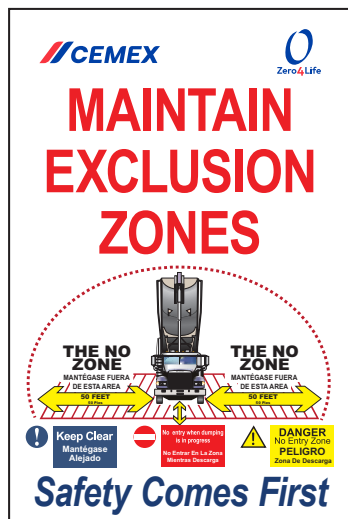
CP-015: High 5-ERIC P
36" x 24"



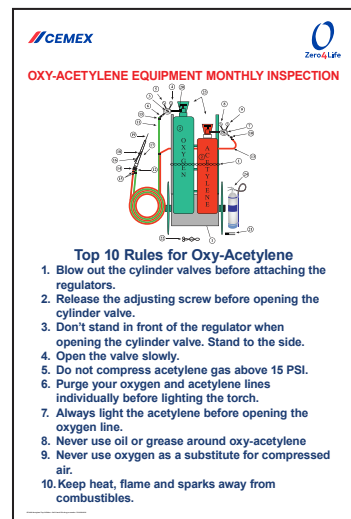
CP-016: Health Safety Policy
24" x 36"




CP-017: Organize Integrity
36" x 24"



CP-007: Safe Tipping
24" x 36"



CP-008: Oxy-Acetylene Inspection
24" x 36"



CP-018: Zero 4 Life
24" x 36"

We Make Custom Posters To Fit Your Specific Needs!




BOOKS, CARDS, FORMS




BK-002: Employee Safety Handbook
5" x 7"

BK-003: Oxy Acetylene Inspection
8.5" x 11"



BK-004: Supervisor's Safety Handbook
8.5" x 11"




BK-012: Roadside Breakdown
5" x 7"



BK-013: Crisis Management Guidelines
5.5" x 8.5"

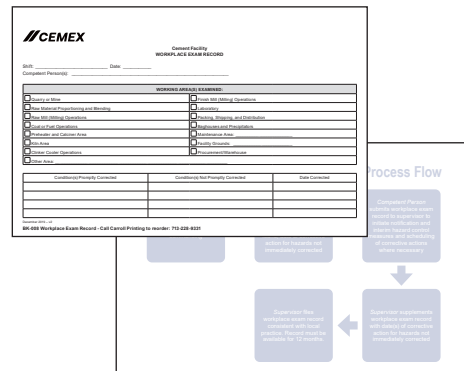
BK-014: Hot Work Permit
8.5" x 11"



BK-015: Health and Safety Management System
8.5" x 11"



BK-007: Job Hazard Analysis Book
8.5" x 11"




BK-008: Workplace Exam Pads
8.5" x 5.5" 100 sheets per pad

CF-001: Site Specific Hazard Training
8.5" x 11"

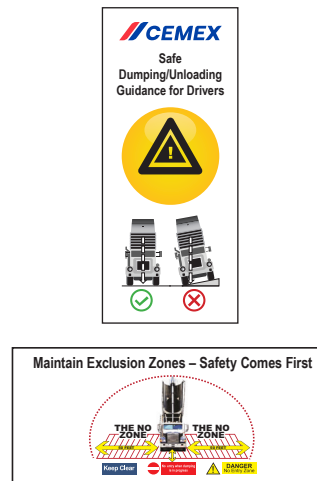
CF-028: Site Specific Hazard MSHA Agg.
8.5" x 11"

CF-029: Site Specific Hazard OSHA
8.5" x 11"

CF-002: Work Authorization Form
8.5" x 11"



BK-010: Safety Color Book
8.5" x 11"



BK-011: Safe-Tipping Brochure
3.34" x 8.5" Trifold
(See Sign: CS-192, And Poster: CP-007)

SAFE DUMPING/UNLOADING QUESTIONS FOR DRIVERS

- Do you ensure the tailgate is released prior to dumping?
- Do you have appropriate training and experience to operate the vehicle?
- Do you have a site induction? Do you need a refresher?
- Do you assess the dumping area before discharging?
- Do you adopt a 50-foot exclusion zone around your vehicle and ensure that any people and/or mobile equipment operators remain clear during dumping?
- Do you only dump on firm and level ground away from overhead power lines & other obstructions?
- Do you ensure the bed is down before leaving area after unloading?
- If driving an articulated vehicle, do you ensure that the trailer is aligned with the tractor unit while dumping?
- Do you remain in the vehicle during dumping (unless the controls are located externally with the seat belt fastened)?
- Do you ensure your vehicle is loaded evenly along the full length of the trailer within its legal capacity?
- Do you wear the correct PPE?

If you have any concerns regarding a delivery site, do you inform your line manager / site contact to agree on the best course of action?

If you are unsure do you ask for assistance?

If you need assistance in reversing, do you ask? If it isn't safe - Do Not Proceed!

Good Better Bad

Good Bad Soft Ground

CF-003: DVIR Form
8.5" x 11"

CF-005: DVIR Form
5.5" x 8.5"

BOOKS, CARDS, FORMS

BOOKS, CARDS, FORMS

SAFETY IMPROVEMENT CARD

Near Miss Hazard Unsafe Behavior/Act Improvement

Site name: _____
 Location: _____
 Brief description of incident and any actions taken: _____

Hear Me! - Incident without injury or damage but had the potential Hazard - Unsafe plant, equipment, conditions, etc.
 Positive Intervention - Looking after a colleague and changing unsafe behaviour
 Improvement - Idea to improve health and safety on the site

CEMEX
Please turn over

How could we eliminate the problem and improve health and safety?

When did we first see this?
 Date & Time: _____
 Reported by: _____
 Look After Each Other - please sign this card to be relevant Manager/Trainer

Further Action Required YES / NO
 TO BE FILLED OUT BY THE SITE SUPERVISOR / MANAGER

Form CF-006 (REV) 16-23

CF-006: Safety Improvement Card
5.5" x 3.5" Pads are in 25 sheet pads

CEMEX WORK AREA INSPECTION

Inspector: _____ Date: _____

Item	OK	Not OK	Reported Before	Notes	Date
Sign Alignment	<input type="checkbox"/>	<input type="checkbox"/>	<input type="checkbox"/>		
Signs & Banners	<input type="checkbox"/>	<input type="checkbox"/>	<input type="checkbox"/>		
Site House	<input type="checkbox"/>	<input type="checkbox"/>	<input type="checkbox"/>		
Site House Maintenance	<input type="checkbox"/>	<input type="checkbox"/>	<input type="checkbox"/>		
Site House Access	<input type="checkbox"/>	<input type="checkbox"/>	<input type="checkbox"/>		
Site House Security	<input type="checkbox"/>	<input type="checkbox"/>	<input type="checkbox"/>		
Site House Cleanliness	<input type="checkbox"/>	<input type="checkbox"/>	<input type="checkbox"/>		
Site House Safety	<input type="checkbox"/>	<input type="checkbox"/>	<input type="checkbox"/>		
Site House Security	<input type="checkbox"/>	<input type="checkbox"/>	<input type="checkbox"/>		
Site House Safety	<input type="checkbox"/>	<input type="checkbox"/>	<input type="checkbox"/>		
Site House Security	<input type="checkbox"/>	<input type="checkbox"/>	<input type="checkbox"/>		
Site House Safety	<input type="checkbox"/>	<input type="checkbox"/>	<input type="checkbox"/>		
Site House Security	<input type="checkbox"/>	<input type="checkbox"/>	<input type="checkbox"/>		
Site House Safety	<input type="checkbox"/>	<input type="checkbox"/>	<input type="checkbox"/>		
Site House Security	<input type="checkbox"/>	<input type="checkbox"/>	<input type="checkbox"/>		
Site House Safety	<input type="checkbox"/>	<input type="checkbox"/>	<input type="checkbox"/>		
Site House Security	<input type="checkbox"/>	<input type="checkbox"/>	<input type="checkbox"/>		
Site House Safety	<input type="checkbox"/>	<input type="checkbox"/>	<input type="checkbox"/>		
Site House Security	<input type="checkbox"/>	<input type="checkbox"/>	<input type="checkbox"/>		
Site House Safety	<input type="checkbox"/>	<input type="checkbox"/>	<input type="checkbox"/>		
Site House Security	<input type="checkbox"/>	<input type="checkbox"/>	<input type="checkbox"/>		
Site House Safety	<input type="checkbox"/>	<input type="checkbox"/>	<input type="checkbox"/>		
Site House Security	<input type="checkbox"/>	<input type="checkbox"/>	<input type="checkbox"/>		
Site House Safety	<input type="checkbox"/>	<input type="checkbox"/>	<input type="checkbox"/>		
Site House Security	<input type="checkbox"/>	<input type="checkbox"/>	<input type="checkbox"/>		
Site House Safety	<input type="checkbox"/>	<input type="checkbox"/>	<input type="checkbox"/>		
Site House Security	<input type="checkbox"/>	<input type="checkbox"/>	<input type="checkbox"/>		
Site House Safety	<input type="checkbox"/>	<input type="checkbox"/>	<input type="checkbox"/>		
Site House Security	<input type="checkbox"/>	<input type="checkbox"/>	<input type="checkbox"/>		
Site House Safety	<input type="checkbox"/>	<input type="checkbox"/>	<input type="checkbox"/>		
Site House Security	<input type="checkbox"/>	<input type="checkbox"/>	<input type="checkbox"/>		
Site House Safety	<input type="checkbox"/>	<input type="checkbox"/>	<input type="checkbox"/>		
Site House Security	<input type="checkbox"/>	<input type="checkbox"/>	<input type="checkbox"/>		
Site House Safety	<input type="checkbox"/>	<input type="checkbox"/>	<input type="checkbox"/>		
Site House Security	<input type="checkbox"/>	<input type="checkbox"/>	<input type="checkbox"/>		
Site House Safety	<input type="checkbox"/>	<input type="checkbox"/>	<input type="checkbox"/>		
Site House Security	<input type="checkbox"/>	<input type="checkbox"/>	<input type="checkbox"/>		
Site House Safety	<input type="checkbox"/>	<input type="checkbox"/>	<input type="checkbox"/>		
Site House Security	<input type="checkbox"/>	<input type="checkbox"/>	<input type="checkbox"/>		
Site House Safety	<input type="checkbox"/>	<input type="checkbox"/>	<input type="checkbox"/>		
Site House Security	<input type="checkbox"/>	<input type="checkbox"/>	<input type="checkbox"/>		
Site House Safety	<input type="checkbox"/>	<input type="checkbox"/>	<input type="checkbox"/>		
Site House Security	<input type="checkbox"/>	<input type="checkbox"/>	<input type="checkbox"/>		
Site House Safety	<input type="checkbox"/>	<input type="checkbox"/>	<input type="checkbox"/>		
Site House Security	<input type="checkbox"/>	<input type="checkbox"/>	<input type="checkbox"/>		
Site House Safety	<input type="checkbox"/>	<input type="checkbox"/>	<input type="checkbox"/>		
Site House Security	<input type="checkbox"/>	<input type="checkbox"/>	<input type="checkbox"/>		
Site House Safety	<input type="checkbox"/>	<input type="checkbox"/>	<input type="checkbox"/>		
Site House Security	<input type="checkbox"/>	<input type="checkbox"/>	<input type="checkbox"/>		
Site House Safety	<input type="checkbox"/>	<input type="checkbox"/>	<input type="checkbox"/>		
Site House Security	<input type="checkbox"/>	<input type="checkbox"/>	<input type="checkbox"/>		
Site House Safety	<input type="checkbox"/>	<input type="checkbox"/>	<input type="checkbox"/>		
Site House Security	<input type="checkbox"/>	<input type="checkbox"/>	<input type="checkbox"/>		
Site House Safety	<input type="checkbox"/>	<input type="checkbox"/>	<input type="checkbox"/>		
Site House Security	<input type="checkbox"/>	<input type="checkbox"/>	<input type="checkbox"/>		
Site House Safety	<input type="checkbox"/>	<input type="checkbox"/>	<input type="checkbox"/>		
Site House Security	<input type="checkbox"/>	<input type="checkbox"/>	<input type="checkbox"/>		
Site House Safety	<input type="checkbox"/>	<input type="checkbox"/>	<input type="checkbox"/>		
Site House Security	<input type="checkbox"/>	<input type="checkbox"/>	<input type="checkbox"/>		
Site House Safety	<input type="checkbox"/>	<input type="checkbox"/>	<input type="checkbox"/>		
Site House Security	<input type="checkbox"/>	<input type="checkbox"/>	<input type="checkbox"/>		
Site House Safety	<input type="checkbox"/>	<input type="checkbox"/>	<input type="checkbox"/>		
Site House Security	<input type="checkbox"/>	<input type="checkbox"/>	<input type="checkbox"/>		
Site House Safety	<input type="checkbox"/>	<input type="checkbox"/>	<input type="checkbox"/>		
Site House Security	<input type="checkbox"/>	<input type="checkbox"/>	<input type="checkbox"/>		
Site House Safety	<input type="checkbox"/>	<input type="checkbox"/>	<input type="checkbox"/>		
Site House Security	<input type="checkbox"/>	<input type="checkbox"/>	<input type="checkbox"/>		
Site House Safety	<input type="checkbox"/>	<input type="checkbox"/>	<input type="checkbox"/>		
Site House Security	<input type="checkbox"/>	<input type="checkbox"/>	<input type="checkbox"/>		
Site House Safety	<input type="checkbox"/>	<input type="checkbox"/>	<input type="checkbox"/>		
Site House Security	<input type="checkbox"/>	<input type="checkbox"/>	<input type="checkbox"/>		
Site House Safety	<input type="checkbox"/>	<input type="checkbox"/>	<input type="checkbox"/>		
Site House Security	<input type="checkbox"/>	<input type="checkbox"/>	<input type="checkbox"/>		
Site House Safety	<input type="checkbox"/>	<input type="checkbox"/>	<input type="checkbox"/>		
Site House Security	<input type="checkbox"/>	<input type="checkbox"/>	<input type="checkbox"/>		
Site House Safety	<input type="checkbox"/>	<input type="checkbox"/>	<input type="checkbox"/>		
Site House Security	<input type="checkbox"/>	<input type="checkbox"/>	<input type="checkbox"/>		
Site House Safety	<input type="checkbox"/>	<input type="checkbox"/>	<input type="checkbox"/>		
Site House Security	<input type="checkbox"/>	<input type="checkbox"/>	<input type="checkbox"/>		
Site House Safety	<input type="checkbox"/>	<input type="checkbox"/>	<input type="checkbox"/>		
Site House Security	<input type="checkbox"/>	<input type="checkbox"/>	<input type="checkbox"/>		
Site House Safety	<input type="checkbox"/>	<input type="checkbox"/>	<input type="checkbox"/>		
Site House Security	<input type="checkbox"/>	<input type="checkbox"/>	<input type="checkbox"/>		
Site House Safety	<input type="checkbox"/>	<input type="checkbox"/>	<input type="checkbox"/>		
Site House Security	<input type="checkbox"/>	<input type="checkbox"/>	<input type="checkbox"/>		
Site House Safety	<input type="checkbox"/>	<input type="checkbox"/>	<input type="checkbox"/>		
Site House Security	<input type="checkbox"/>	<input type="checkbox"/>	<input type="checkbox"/>		
Site House Safety	<input type="checkbox"/>	<input type="checkbox"/>	<input type="checkbox"/>		
Site House Security	<input type="checkbox"/>	<input type="checkbox"/>	<input type="checkbox"/>		
Site House Safety	<input type="checkbox"/>	<input type="checkbox"/>	<input type="checkbox"/>		
Site House Security	<input type="checkbox"/>	<input type="checkbox"/>	<input type="checkbox"/>		
Site House Safety	<input type="checkbox"/>	<input type="checkbox"/>	<input type="checkbox"/>		
Site House Security	<input type="checkbox"/>	<input type="checkbox"/>	<input type="checkbox"/>		
Site House Safety	<input type="checkbox"/>	<input type="checkbox"/>	<input type="checkbox"/>		
Site House Security	<input type="checkbox"/>	<input type="checkbox"/>	<input type="checkbox"/>		
Site House Safety	<input type="checkbox"/>	<input type="checkbox"/>	<input type="checkbox"/>		
Site House Security	<input type="checkbox"/>	<input type="checkbox"/>	<input type="checkbox"/>		
Site House Safety	<input type="checkbox"/>	<input type="checkbox"/>	<input type="checkbox"/>		
Site House Security	<input type="checkbox"/>	<input type="checkbox"/>	<input type="checkbox"/>		
Site House Safety	<input type="checkbox"/>	<input type="checkbox"/>	<input type="checkbox"/>		
Site House Security	<input type="checkbox"/>	<input type="checkbox"/>	<input type="checkbox"/>		
Site House Safety	<input type="checkbox"/>	<input type="checkbox"/>	<input type="checkbox"/>		
Site House Security	<input type="checkbox"/>	<input type="checkbox"/>	<input type="checkbox"/>		
Site House Safety	<input type="checkbox"/>	<input type="checkbox"/>	<input type="checkbox"/>		
Site House Security	<input type="checkbox"/>	<input type="checkbox"/>	<input type="checkbox"/>		
Site House Safety	<input type="checkbox"/>	<input type="checkbox"/>	<input type="checkbox"/>		
Site House Security	<input type="checkbox"/>	<input type="checkbox"/>	<input type="checkbox"/>		
Site House Safety	<input type="checkbox"/>	<input type="checkbox"/>	<input type="checkbox"/>		
Site House Security	<input type="checkbox"/>	<input type="checkbox"/>	<input type="checkbox"/>		
Site House Safety	<input type="checkbox"/>	<input type="checkbox"/>	<input type="checkbox"/>		
Site House Security	<input type="checkbox"/>	<input type="checkbox"/>	<input type="checkbox"/>		
Site House Safety	<input type="checkbox"/>	<input type="checkbox"/>	<input type="checkbox"/>		
Site House Security	<input type="checkbox"/>	<input type="checkbox"/>	<input type="checkbox"/>		
Site House Safety	<input type="checkbox"/>	<input type="checkbox"/>	<input type="checkbox"/>		
Site House Security	<input type="checkbox"/>	<input type="checkbox"/>	<input type="checkbox"/>		
Site House Safety	<input type="checkbox"/>	<input type="checkbox"/>	<input type="checkbox"/>		
Site House Security	<input type="checkbox"/>	<input type="checkbox"/>	<input type="checkbox"/>		
Site House Safety	<input type="checkbox"/>	<input type="checkbox"/>	<input type="checkbox"/>		
Site House Security	<input type="checkbox"/>	<input type="checkbox"/>	<input type="checkbox"/>		
Site House Safety	<input type="checkbox"/>	<input type="checkbox"/>	<input type="checkbox"/>		
Site House Security	<input type="checkbox"/>	<input type="checkbox"/>	<input type="checkbox"/>		
Site House Safety	<input type="checkbox"/>	<input type="checkbox"/>	<input type="checkbox"/>		
Site House Security	<input type="checkbox"/>	<input type="checkbox"/>	<input type="checkbox"/>		
Site House Safety	<input type="checkbox"/>	<input type="checkbox"/>	<input type="checkbox"/>		
Site House Security	<input type="checkbox"/>	<input type="checkbox"/>	<input type="checkbox"/>		
Site House Safety	<input type="checkbox"/>	<input type="checkbox"/>	<input type="checkbox"/>		
Site House Security	<input type="checkbox"/>	<input type="checkbox"/>	<input type="checkbox"/>		
Site House Safety	<input type="checkbox"/>	<input type="checkbox"/>	<input type="checkbox"/>		
Site House Security	<input type="checkbox"/>	<input type="checkbox"/>	<input type="checkbox"/>		
Site House Safety	<input type="checkbox"/>	<input type="checkbox"/>	<input type="checkbox"/>		
Site House Security	<input type="checkbox"/>	<input type="checkbox"/>	<input type="checkbox"/>		
Site House Safety	<input type="checkbox"/>	<input type="checkbox"/>	<input type="checkbox"/>		
Site House Security	<input type="checkbox"/>	<input type="checkbox"/>	<input type="checkbox"/>		
Site House Safety	<input type="checkbox"/>	<input type="checkbox"/>	<input type="checkbox"/>		
Site House Security	<input type="checkbox"/>	<input type="checkbox"/>	<input type="checkbox"/>		
Site House Safety	<input type="checkbox"/>	<input type="checkbox"/>	<input type="checkbox"/>		
Site House Security	<input type="checkbox"/>	<input type="checkbox"/>	<input type="checkbox"/>		
Site House Safety	<input type="checkbox"/>	<input type="checkbox"/>	<input type="checkbox"/>		
Site House Security	<input type="checkbox"/>	<input type="checkbox"/>	<input type="checkbox"/>		
Site House Safety	<input type="checkbox"/>	<input type="checkbox"/>	<input type="checkbox"/>		
Site House Security	<input type="checkbox"/>	<input type="checkbox"/>	<input type="checkbox"/>		
Site House Safety	<input type="checkbox"/>	<input type="checkbox"/>	<input type="checkbox"/>		
Site House Security	<input type="checkbox"/>	<input type="checkbox"/>	<input type="checkbox"/>		
Site House Safety	<input type="checkbox"/>	<input type="checkbox"/>	<input type="checkbox"/>		
Site House Security	<input type="checkbox"/>	<input type="checkbox"/>	<input type="checkbox"/>		
Site House Safety	<input type="checkbox"/>	<input type="checkbox"/>	<input type="checkbox"/>		
Site House Security	<input type="checkbox"/>	<input type="checkbox"/>	<input type="checkbox"/>		
Site House Safety	<input type="checkbox"/>	<input type="checkbox"/>	<input type="checkbox"/>		
Site House Security	<input type="checkbox"/>	<input type="checkbox"/>	<input type="checkbox"/>		
Site House Safety	<input type="checkbox"/>	<input type="checkbox"/>	<input type="checkbox"/>		
Site House Security	<input type="checkbox"/>	<input type="checkbox"/>	<input type="checkbox"/>		
Site House Safety	<input type="checkbox"/>	<input type="checkbox"/>	<input type="checkbox"/>		
Site House Security	<input type="checkbox"/>	<input type="checkbox"/>	<input type="checkbox"/>		
Site House Safety	<input type="checkbox"/>	<input type="checkbox"/>	<input type="checkbox"/>		
Site House Security	<input type="checkbox"/>	<input type="checkbox"/>	<input type="checkbox"/>		
Site House Safety	<input type="checkbox"/>	<input type="checkbox"/>	<input type="checkbox"/>		
Site House Security	<input type="checkbox"/>	<input type="checkbox"/>	<input type="checkbox"/>		
Site House Safety	<input type="checkbox"/>	<input type="checkbox"/>	<input type="checkbox"/>		
Site House Security	<input type="checkbox"/>	<input type="checkbox"/>	<input type="checkbox"/>		
Site House Safety	<input type="checkbox"/>	<input type="checkbox"/>	<input type="checkbox"/>		
Site House Security	<input type="checkbox"/>	<input type="checkbox"/>	<input type="checkbox"/>		
Site House Safety	<input type="checkbox"/>	<input type="checkbox"/>	<input type="checkbox"/>		
Site House Security	<input type="checkbox"/>	<input type="checkbox"/>	<input type="checkbox"/>		
Site House Safety	<input type="checkbox"/>	<input type="checkbox"/>	<input type="checkbox"/>		
Site House Security	<input type="checkbox"/>	<input type="checkbox"/>	<input type="checkbox"/>		
Site House Safety	<input type="checkbox"/>	<input type="checkbox"/>	<input type="checkbox"/>		
Site House Security	<input type="checkbox"/>	<input type="checkbox"/>	<input type="checkbox"/>		
Site House Safety	<input type="checkbox"/>	<input type="checkbox"/>	<input type="checkbox"/>		
Site House Security	<input type="checkbox"/>	<input type="checkbox"/>	<input type="checkbox"/>		
Site House Safety	<input type="checkbox"/>	<input type="checkbox"/>	<input type="checkbox"/>		
Site House Security	<input type="checkbox"/>	<input type="checkbox"/>	<input type="checkbox"/>		
Site House Safety	<input type="checkbox"/>	<input type="checkbox"/>	<input type="checkbox"/>		
Site House Security	<input type="checkbox"/>	<input type="checkbox"/>	<input type="checkbox"/>		
Site House Safety	<input type="checkbox"/>	<input type="checkbox"/>	<input type="checkbox"/>		
Site House Security	<input type="checkbox"/>	<input type="checkbox"/>	<input type="checkbox"/>		
Site House Safety	<input type="checkbox"/>	<input type="checkbox"/>	<input type="checkbox"/>		
Site House Security	<input type="checkbox"/>	<input type="checkbox"/>	<input type="checkbox"/>		
Site House Safety	<input type="checkbox"/>	<input type="checkbox"/>	<input type="checkbox"/>		
Site House Security	<input type="checkbox"/>	<input type="checkbox"/>	<input type="checkbox"/>		
Site House Safety	<input type="checkbox"/>	<input type="checkbox"/>	<input type="checkbox"/>		
Site House Security	<input type="checkbox"/>	<input type="checkbox"/>	<input type="checkbox"/>		
Site House Safety	<input type="checkbox"/>	<input type="checkbox"/>	<input type="checkbox"/>		
Site House Security	<input type="checkbox"/>	<input type="checkbox"/>	<input type="checkbox"/>		
Site House Safety	<input type="checkbox"/>	<input type="checkbox"/>	<input type="checkbox"/>		
Site House Security	<input type="checkbox"/>	<input type="checkbox"/>	<input type="checkbox"/>		
Site House Safety	<input type="checkbox"/>	<input type="checkbox"/>	<input type="checkbox"/>		
Site House Security	<input type="checkbox"/>	<input type="checkbox"/>	<input type="checkbox"/>		
Site House Safety	<input type="checkbox"/>	<input type="checkbox"/>	<input type="checkbox"/>		
Site House Security	<input type="checkbox"/>	<input type="checkbox"/>	<input type="checkbox"/>		
Site House Safety	<input type="checkbox"/>	<input type="checkbox"/>	<input type="checkbox"/>		
Site House Security	<input type="checkbox"/>	<input type="checkbox"/>	<input type="checkbox"/>		
Site House Safety	<input type="checkbox"/>	<input type="checkbox"/>	<input type="checkbox"/>		
Site House Security	<input type="checkbox"/>	<input type="checkbox"/>	<input type="checkbox"/>		
Site House Safety	<input type="checkbox"/>	<input type="checkbox"/>	<input type="checkbox"/>		
Site House Security	<input type="checkbox"/>	<input type="checkbox"/>	<input type="checkbox"/>		
Site House Safety	<input type="checkbox"/>	<input type="checkbox"/>	<input type="checkbox"/>		
Site House Security	<input type="checkbox"/>	<input type="checkbox"/>	<input type="checkbox"/>		
Site House Safety	<input type="checkbox"/>	<input type="checkbox"/>	<input type="checkbox"/>		
Site House Security	<input type="checkbox"/>	<input type="checkbox"/>	<input type="checkbox"/>		
Site House Safety	<input type="checkbox"/>	<input type="checkbox"/>	<input type="checkbox"/>		
Site House Security	<input type="checkbox"/>	<input type="checkbox"/>	<input type="checkbox"/>		
Site House Safety	<input type="checkbox"/>	<input type="checkbox"/>	<input type="checkbox"/>		
Site House Security	<input type="checkbox"/>	<input type="checkbox"/>	<input type="checkbox"/>		
Site House Safety	<input type="checkbox"/>	<input type="checkbox"/>	<input type="checkbox"/>		
Site House Security	<input type="checkbox"/>	<input type="checkbox"/>	<input type="checkbox"/>		
Site House Safety	<input type="checkbox"/>	<input type="checkbox"/>	<input type="checkbox"/>		
Site House Security	<input type="checkbox"/>	<input type="checkbox"/>	<input type="checkbox"/>		
Site House Safety	<input type="checkbox"/>	<input type="checkbox"/>	<input type="checkbox"/>		
Site House Security	<input type="checkbox"/>	<input type="checkbox"/>	<input type="checkbox"/>		
Site House Safety	<input type="checkbox"/>	<input type="checkbox"/>	<input type="checkbox"/>		

BOOKS, CARDS, FORMS

CF-024: Daily Operators Inspection
5.5" x 8.5"

CF-025: Front-End Loader Inspection
5.5" x 8.5"

CF-026: Forklift Inspection
5.5" x 8.5"

CF-027: Daily Equipment Inspection Report
5.5" x 8.5"

CRC-001: Zero Tolerance Card
3.5" x 2"

CRC-002: PC-365 Card
3.5" x 2"

CTAG-001: Maintenance Transfer Tag
3.375" x 5.875"

CTAG-002: Hot Work Permit Tag
6" x 9"

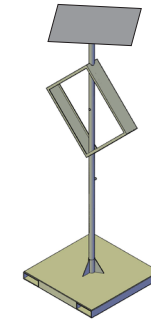
SOLAR-POWERED



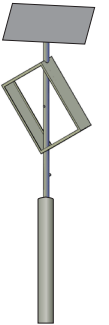
CS-134S: Solar-Powered Pedestrian Crossing
30" x 30"



CS-156S: Solar-Powered STOP
30" x 30"



Solar-Powered Signs Stand Mobile



Solar-Powered Signs Stand Fixed



DIGITAL SIGNS

CS-291: Digital Days Without LTI
22" x 28"

Features unique counters which will automatically track the number of days worked since a lost time accident.

APPAREL / MILESTONE

We offer all types of wearables and promotional items for milestone awards and for everyday use. Please take a look at the links below to view our preferred vendors.

Polo Shirts:
Vantageapparel.com



Jackets:
WhiteBearClothing.com

High-Viz Tees, Polos, and Jackets:
maxapparel.com



APPAREL / MILESTONE

Fishing Shirts and camo shirts
gameguard.net



Cemex Monster Tees
In stock for quick delivery



Caps:
Richardson Brand
katisportcap.com



Camo and custom patch decorated caps:
outdoorcap.com



The signs and decals displayed in this catalog represent the most requested. We create custom signs for plants, terminals and quarries also.

Give us a call with your custom sign requests at 713-228-9331. Pricing does not include shipping & handling.

All signs are printed, laminated and round cornered on 0.080 aluminum.

Reflective Signs offer greater visibility in low-light conditions and adhere to these specs:

- Printed on 3M Reflective vinyl film and mounted to 0.080 Round Cornered Aluminum



Order from: Carroll Printing & Promotions
713-228-9331 | Ike@CarrollPrinting.com & Bryan@CarrollPrinting.com
Signs can also be ordered on line at: [carrollprinting.com>shop](http://carrollprinting.com/shop)